

# intimus®

For More Info








Click Here --->

## Intimus® 120CC3



The all NEW intimus® Pro 120 Series is heavy-duty security. These models come standard with the all new advanced i-Control®, Silentec®, 2x2, and DLS (Dynamic Load Sensor). With the high quality and high performance that intimus® provides, these units easily outrank the competition. Your guarantee of perfect safety and privacy.

-  **i-control®** Absolute transparency of the work flow
-  **Silentec®** Innovative concept for noise insulation
-  **2x2** Strict segregation of materials
-  **EcoLogic** Energy efficiency
-  **DLS** Dynamic Load Sensor - controlled performance

- Dustproof enclosed cabinet
- Mounted on rollers for flexible use
- Material: shock resistant plastic, wood

### Technical Data

Shred Size	5/32" x 1 13/32"
Shred Type	Cross-cut
Capacity	23-25 sheets
Speed	680 sheets/minute
Throat Size	12 1/4"
Shred Container	32 gallons
Power Supply	230V
Width (in)	21.3"
Depth (in)	15.7"
Height (in)	38.6"
Weight (lb)	103.6 lbs.
Accessories	Oil



251 Wedcor Avenue • Wabash, IN 46992  
Tel: 800.225.5644 • Fax: 260.563.4575