

# Personal Shredder

Sized Executive Shredder





## MODEL 302

For More Info

Click Here ---->



Actual Shred Sizes
 1/4"
 1/8"

Personally designed for the office, its contemporary design will fit in the smallest of places. The unique horizontal feed opening allows the unit to be located under your desk or work table saving valuable space.

Quiet, yet strong makes the Intimus 302 a virtual must in today's office. Paper clips and staples cause no problems - easily handling your document security challenges.

Available in strip cut or cross cut meeting needed security requirements. The efficiency of Intimus; see it today!



251 Wedcor Ave. • Wabash, IN. 46992  
Ph: 800•225•5644 - Fax: 260•563•4575  
www.martinyale.com

\*Specifications & pricing subject to change without notice


Revised 10/26/05

# MODEL 302



## Features

- Whisper quiet operation
- New contemporary design
- Electronic system with microprocessor control
- Additional front opening for non-confidential waste
- Front loading paper feed
- Auto Start / Stop
- Continuous duty motor-maintenance free



## Specifications

Shred Size	1/4"
Shred Type	Strip-cut
Capacity	22-25 sheets*
Shred Size	1/8"
Shred Type	Strip-cut
Capacity	16-19 sheets*
Speed	20 ft. per minute
Throat Size	9 1/2 inches



Can accept staples



Can accept paperclips

Shred Container	1.25 cubic feet
Supply Voltage	115v
Power Consumption	.73hp
Dimensions	15 3/8" x 11" x 25 3/16"
Weight	40 lbs. (unpacked)
Accessories	PB1

\*Based on a range of office papers (variable depending on paper quality, size, weight or grain & sufficient power supply). All measurements are nominal conversions of metric measurements. Subject to engineering changes and color variances.

\*\*Specifications & pricing subject to change without notice

For More Info



Revised 10/26/05