


Lever Style Cutters



Rolling Trimmers

Lever Style Cutters

Specialty Cutting Tools

Scissors & Shears

Sharpeners

Office Products

Craft & Hobby

Lever Style or Guillotine cutters make easy work of cutting 15 sheets or more of paper at a time. Dahle Guillotine blades will not fly up or drop down and use either a finger guard or rotary safety shield to prevent injury. Dahle Lever Style Cutters are the choice of professionals and, depending on your cutting capacity, are available in the following three ranges:

Vantage® Trimmers

Dahle Vantage® Trimmers are lightweight and portable so they can conveniently be taken anywhere. Their metal base and automatic paper clamp prevents the paper from shifting and provides a clean edged cut without fanning. These trimmers have a cutting capacity of up to 15 sheets of paper at a time, and are perfect for cutting paper and trimming photographs. Dahle Vantage® Trimmers are available in 12", 15" and 18" cut-

ting lengths and are a popular choice among photographers, craft enthusiasts and office professionals.

Professional Guillotines

Dahle's Professional Guillotines are designed for heavier applications and are equipped with a ground self-sharpening blade. With a cutting capacity of up to 15 sheets of paper at a time, they are perfect for cutting paper, cardstock and illustration paper. Dahle Professional Guillotines are available in 12", 15", 18" and 24" cutting lengths and are a popular choice among professional photographers, print shops and graphic design agencies.

Premium Guillotines

Dahle's Premium Guillotines are designed for heavy duty applications where precision and safety are essential. These cutters feature

a massive ground blade that is protected by a safety shield. This innovative shield automatically covers the blade throughout the entire cutting process and prevents hands from being in the wrong place. These trimmers will cut matboard and up to 35 sheets of paper with ease and precision. Dahle Premium Guillotines are available in 14", 15", 21" and 27" cutting lengths and are a popular choice among picture framers, print shop and copy centers.

Premium Guillotine With Laser

This Premium Guillotine has an illuminated laser site to show exactly where the cut will be made. It's ability to cut up to 40 sheets of paper at a time is made possible by a state of the art ratcheting paper clamp that securely holds the paper in place and prevents it from fanning.

For More Info

Click Here --->





VANTAGE® TRIMMER

- Cuts up to 15 sheets of paper at a time
- Spring action metal blade will not fall down
- Automatic paper clamp holds work securely
- Sturdy metal base with preprinted 1/2" grid
- Blade will secure in the down position
- Non-skid rubber feet prevents slipping



Item	Cut Length	Capacity	Dimensions
12E	12"	15 Sheets	14 3/4" x 10 3/4"
15E	15"	15 Sheets	17 3/4" x 12 1/2"
18E	18"	15 Sheets	21" x 15 3/4"




PROFESSIONAL GUILLOTINE

- Cuts up to 15 sheets of paper at a time (212-218)
- Ground self-sharpening blade made of Solingen Steel
- Sturdy blade will not fly up or drop down
- Manual paper clamp protects fingers and holds work securely
- Sturdy metal base with preprinted guides
(Item 124 uses wood base)




Item	Cut Length	Capacity	Dimensions
212	12"	15 Sheets	16 1/2" x 11"
215	15"	15 Sheets	18 1/2" x 11"
218	18"	15 Sheets	21 1/2" x 11"
124	24"	10 Sheets	27 1/2" x 24 3/4"



PREMIUM GUILLOTINE

- Cuts up to 35 sheets of paper at a time
- Ground self-sharpening blade made of Solingen Steel
- Sturdy blade will not fly up or drop down
- Rotary safety guard covers blade throughout the entire cutting process
- Sturdy metal base with preprinted guides




Item	Cut Length	Capacity	Dimensions
561	14 1/2"	35 Sheets	17 1/4" x 10 1/2"
565	15 1/2"	35 Sheets	18 3/4" x 14"
567	21 1/2"	35 Sheets	23 1/2" x 14 1/4"
569	27 1/2"	35 Sheets	29 1/2" x 21 1/2"



PREMIUM GUILLOTINE WITH LASER SITING

- Cuts up to 40 sheets of paper at a time
- Laser guided line will show exactly where the cut will be
- Ratcheting paper clamp will lock the material in place until it is manually released
- Ground self-sharpening blade made of Solingen Steel
- Sturdy blade will not fly up or drop down
- Rotary safety guard covers blade throughout the entire cutting process



Item	Cut Length	Capacity	Dimensions
564	14 1/2"	40 Sheets	17 1/4" x 10 1/2"

